

TYPE	AIR CURTAIN	VOLUME	
MODEL	GK-2509YS2-CE	SIGNATURE	

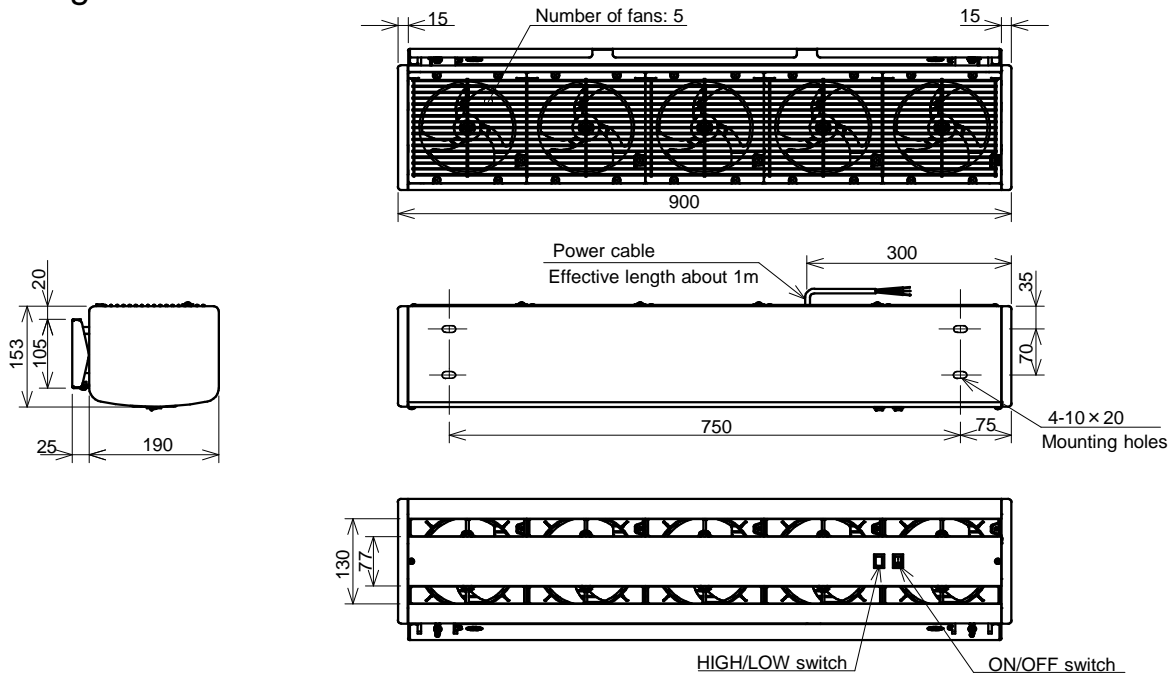
Power supply		Single phase 220-240V/50Hz 220V/60Hz			Motor type	Totally enclosed type single phase induction motor E class insulation 2pole		
Color		Munsell 0.7 Y8.6/1						
Insulation resistance		More than 10MΩ (with DC500V megger)			Fan type	Plastics Axial flow fan (Dia. 135mm)		
Ambient operating conditions		Temperature: −10°C to +45°C Indoor use Relative humidity: Less than 90% (ordinary temperature)			Withstand voltage	AC 1500V for 1minute		
					Weight	10.5kg		
Specification	Frequency (Hz)	Fan speed	Air volume (m ³ /h)	current (A)	Input power (W)	Max air velocity(m/s)	Noise (dB)	Starting current (A)
	50	High	1260-1340	0.25-0.26	54-61	9.5	44.5-46	0.36
		Low	910-1100	0.22-0.24	48-57	7	38-41	
	60	High	1220	0.31	69	9.5	44	
		Low	820	0.24	53	7	35	

* The air volume given above is measured using the chamber method.

* The sound level is measured dB (A range) at the point 1.5m of 45 degree from center point of supply opening.

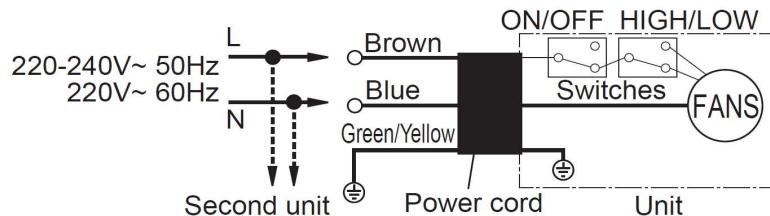
* Be sure to read through the following pages.

■ Drawings and Dimensions



Unit: mm

■ Wiring



※Specification may be subject to change without notice.

SPECIFICATIONS	DATE	TYPE	AIR CURTAIN GK-2509YS2-CE	
	5-Apr-17	MODEL		
MITSUBISHI ELECTRIC CORPORATION		NUMBER	N16HHGU0037A	1/3

TYPE	AIR CURTAIN	VOLUME	
MODEL	GK-2509YS2-CE	SIGNATURE	

<Caution>

1. Air Curtain is indoor use only. Do NOT install outdoor.
2. Since the product is designed to be installed at a higher location, install the product at least 2.3 m above the floor.
2. Please observe ambient operating conditions. If Air Curtain is used out of this range, it could cause malfunction.
3. Do NOT install Air Curtain the place where;
 - Salt damage may occur.
 - Freezing is anticipated or the ambient temperature is extremely low as is in a refrigerated storage or freezing chamber
 - Air Curtain is exposed rain water.
 - Air Curtain is exposed combustible gases, and acid or alkaline gases
 - Dusty locations which contain plenty of cotton dust, or cloudy/powdery sand dust
 - There is a high concentration of oil mist or steam
 - Any combustion unit is exposed wind from Air Curtain directly.
4. Air Curtain prevents air exchanging between outdoor and indoor. Therefore, ventilation has to be conducted by other openings or ventilators.
5. Do not modify or disassemble the product. Failure to heed this warning could result in fire, electric shock or injury.
6. Air Curtain can not shut insects out perfectly.
7. Do NOT cover inlet and outlet of Air Curtain.

<Installation and Electrical Work>

1. Select a place with rigid structural strength and install the product securely.
2. When Air Curtain is ceiling mounted, select sufficient ceiling bracket which can stand Air Curtain weight, and be sure to set decorative panel for good looking and to shut out air flow.
3. When the Air Curtain is mounted in ceiling concave, keep spaces around the unit according to the installation examples on the page 3. If the space is not kept, Air Curtain capacity could be affected.
4. Make sure to use an all-pole earth leakage circuit isolator in the wiring according to local rules or regulations.
5. Fan motors include thermal fuse for safety protection. When it is cut by motor lock, overload, incorrect voltage, operation in higher temp. than the limit etc., Fan motor stop the operation.
When, it happens, turn off the circuit isolator and contact the dealer.
6. Make sure to ground. Without grounding, electric shock could result.
7. Wiring work must be performed by qualified professionals, and be implemented safely and securely in accordance with local rules or regulations.
8. Mis-wiring results abnormal operation or malfunction.

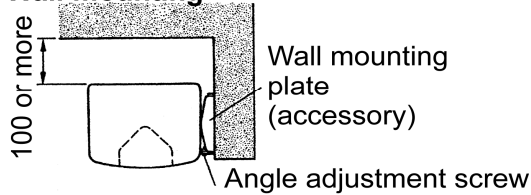
※Specification may be subject to change without notice.

SAFTY NOTES	DATE	TYPE	AIR CURTAIN GK-2509YS2-CE
	5-Apr-17	MODEL	
MITSUBISHI ELECTRIC CORPORATION		NUMBER	N16HHGU0037A
			2/3

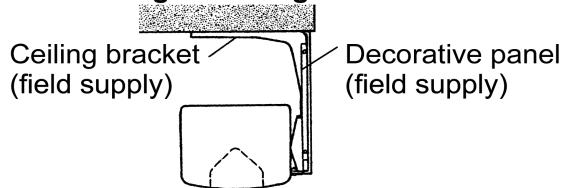
TYPE	AIR CURTAIN	VOLUME	
MODEL	GK-2509YS2-CE	SIGNATURE	

<Installation examples>

■ Wall mounting

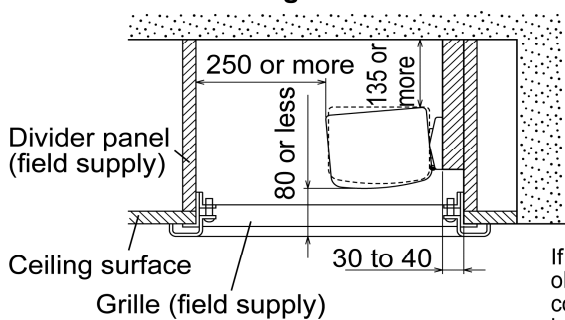


■ Ceiling mounting

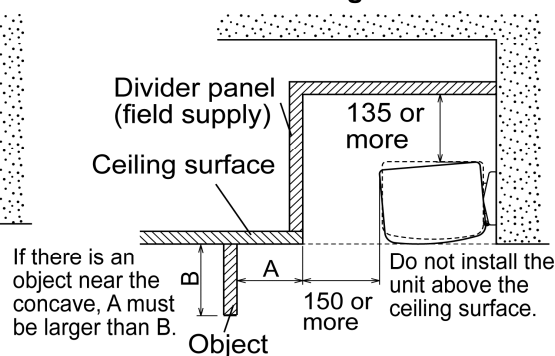


■ Ceiling recessed mounting

When a grille is used



When the ceiling is concaved



1. At ceiling recessed mounting, the unit must be tilted 5° (for one angle-adjustment hole) toward the wall mounting side.
2. At ceiling recessed mounting, the noise from the unit will increase.

<Regular Inspection and Maintenance>

1. Check Air Curtain before starting and during operation. If any abnormality is found, stop using Air Curtain.
2. After long time use of Air Curtain, there is a possibility of smoking or igniting by the degradation of electrical parts such as fan motors, capacitors or cord etc..

※Specification may be subject to change without notice.

Installation example and Maintenance	DATE	TYPE	AIR CURTAIN GK-2509YS2-CE
	5-Apr-17	MODEL	
MITSUBISHI ELECTRIC CORPORATION		NUMBER	N16HHGU0037A
			3/3