



## Exhaust Ventilation Fans



### Ducted Exhaust Ventilation Fans

Introducing the Mitsubishi Electric Ducted Exhaust Fan range featuring ball-bearing motors that are hard working enough for commercial applications, while still being quiet and stylish for domestic use.



### Quiet Operation

Mitsubishi Electric Ventilation Fans feature low vibration and are perfect for hotels and apartments where noisy fans would disturb both the user and others in the same building.

### Mitsubishi Electric Ventilation Fans improve indoor air quality by quickly exhausting contaminants and moisture.

- Quiet operation from 30dBA.
- High energy efficiency for increased savings.
- Centrifugal fan with ball-bearing motor for continuous use and long life.
- Dual shutters to block external noise and outside air.
- Ideal for new home construction, upgrading existing homes and commercial exhaust ventilation projects.
- Easy installation and access to fan and fan motor - no need to add maintenance access.



**Plastic Grille**  
VD-10Z/15Z/15ZP



**Metal Grille**  
VD-18Z/20Z

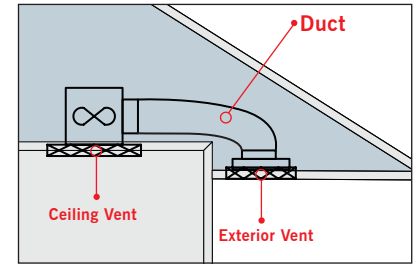
## Specification Table

Model	Current (A)	Power (W)	Frequency (Hz)	RPM	Air Volume (l/s) / (m <sup>3</sup> /h)	Noise (dBA)	Weight (kg)
VD-10Z	0.05	10	50	950	29 / 105	32	2.2
VD-15Z	0.06	13	50	725	47 / 172	30	3.4
VD-15ZP	0.08	18	50	900	62 / 225	36	3.4
VD-18Z	0.16	34	50	620	98 / 355	37	5.8
VD-20Z	0.21	46	50	730	122 / 440	41	6.5

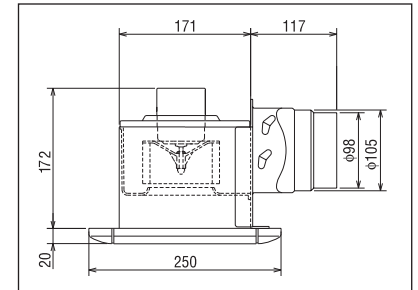
## Dimension Table

Model	Fan (exclude spigot)			Type	Grille Type			Duct Dia (mm)
	W (mm)	D (mm)	H (mm)		W (mm)	D (mm)	H (mm)	
VD-10Z	171	171	172	Plastic	250	250	20	100
VD-15Z	251	251	200	Plastic	330	330	20	100
VD-15ZP	251	251	200	Plastic	330	330	20	100
VD-18Z	270	270	243	Metal	334	334	15	150
VD-20Z	307	307	243	Metal	380	380	15	150

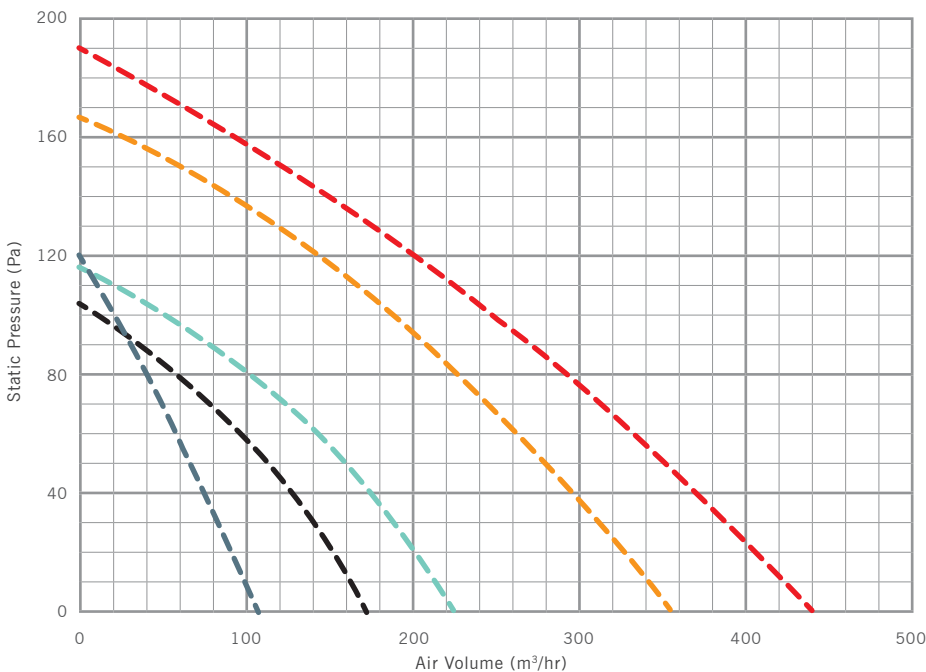
## Typical Installation



## Layout: VD-10Z



## Static Pressure Fan Curve



## Flexible Duct Connections:

VD-10Z, 15Z & 15ZP use 100mm Ø  
VD-18Z, 20Z use 150mm Ø

## IP Rating: IPX3

**Note:** Minimum ventilation standards exist for different room types. Ventilation should be designed based on the building requirements and meet the current standards AS/NZS 1668.2 and AS/NZS 4303.

## Room Size Guide\*

Room Type	VD-10Z	VD-15Z	VD-15ZP	VD-18Z	VD-20Z
	105m <sup>3</sup> /h	172m <sup>3</sup> /h	225m <sup>3</sup> /h	355m <sup>3</sup> /h	440m <sup>3</sup> /h
Living room/open plan	< 50m <sup>3</sup>	< 85m <sup>3</sup>	< 110m <sup>3</sup>	< 175m <sup>3</sup>	< 250m <sup>3</sup>
Kitchen	< 30m <sup>3</sup>	< 56m <sup>3</sup>	< 73m <sup>3</sup>	< 144m <sup>3</sup>	< 200m <sup>3</sup>
Bathroom	< 50m <sup>3</sup>	< 85m <sup>3</sup>	< 110m <sup>3</sup>	< 175m <sup>3</sup>	< 250m <sup>3</sup>
Toilet	< 50m <sup>3</sup>	< 85m <sup>3</sup>	< 110m <sup>3</sup>	< 175m <sup>3</sup>	< 250m <sup>3</sup>

\*Guide only. Based on ceiling height of 2.4m and fan only installation. Please allow for ducting as per the Static Pressure Table.



www.mitsubishi-electric.co.nz



**Black Diamond Technologies**

Exclusive distributor of Mitsubishi Electric products in New Zealand.

## WELLINGTON HEAD OFFICE

1 Parliament Street  
PO Box 30772  
Lower Hutt 5040

Phone (04) 560 9147  
Fax (04) 560 9133

## AUCKLAND BRANCH

Unit 1, 4 Walls Road  
PO Box 12726  
Penrose, Auckland 1642

Phone (09) 526 9347  
Fax (09) 526 9369

## CHRISTCHURCH BRANCH

44 Halwyn Drive  
PO Box 16904  
Hornby, Christchurch 8441

Phone (03) 341 2837  
Fax (03) 341 2838

New publication effective **Dec 2016**. All features and specifications are subject to change and amendment at any time.

Where specifications are critical to design or pre-build we advise that you seek confirmation of accuracy from our product management team on (04) 560 9100